



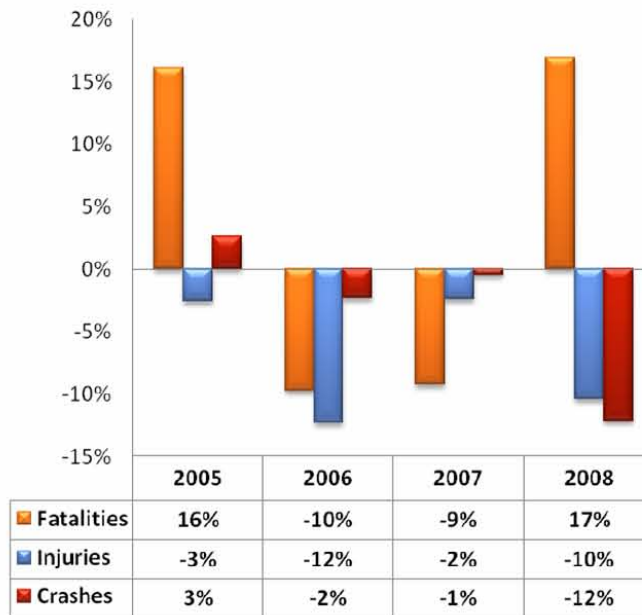
# GEORGIA

## TRAFFIC SAFETY FACTS

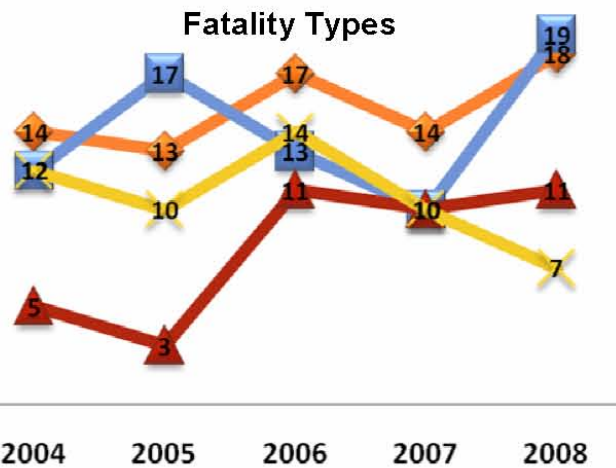
### Cobb County

TYPE	2004	2005	2006	2007	2008
Fatalities	62	72	65	59	69
Injuries	8699	8476	7427	7246	6493
Crashes	26478	27159	26532	26393	23182

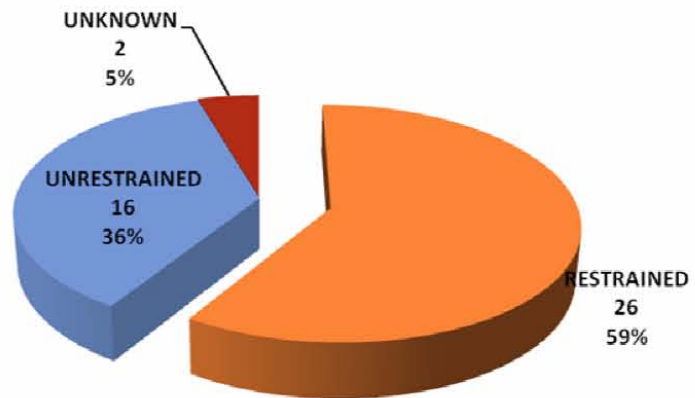
Percent Change from Previous Year



Fatality Types



2008 Fatality by Restraint Use



Passenger Vehicles Include Light (P/U) Trucks & Passenger Cars

- ◆ Alcohol-Impaired Driving (BAC=.08+) Fatalities
- Speeding Involved Crash Fatalities
- ▲ Motorcyclist Fatalities
- ✦ Pedestrian Fatalities