



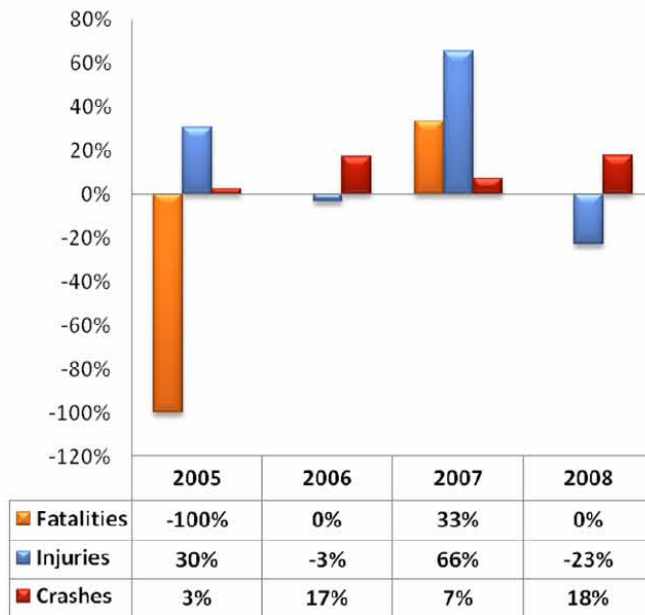
GEORGIA

TRAFFIC SAFETY FACTS

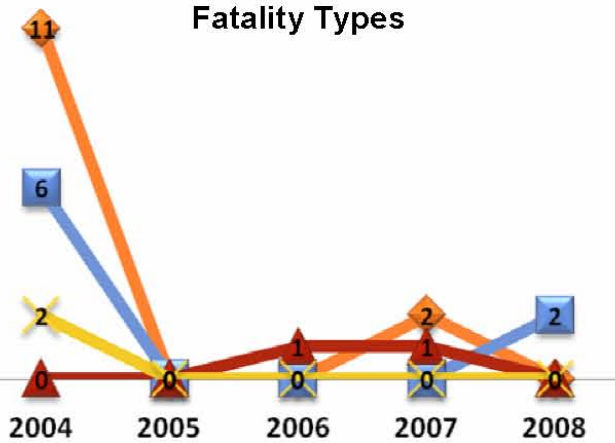
Clinch County

| TYPE | 2004 | 2005 | 2006 | 2007 | 2008 |
|------------|------|------|------|------|------|
| Fatalities | 12 | 0 | 3 | 4 | 4 |
| Injuries | 46 | 60 | 58 | 96 | 74 |
| Crashes | 79 | 81 | 95 | 102 | 120 |

Percent Change from Previous Year

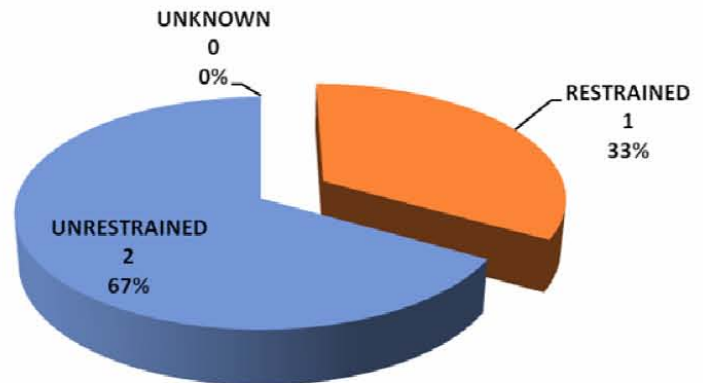


Fatality Types



- Alcohol-Impaired Driving (BAC=.08+) Fatalities
- Speeding Involved Crash Fatalities
- Motorcyclist Fatalities
- Pedestrian Fatalities

2008 Fatality by Restraint Use



Passenger Vehicles Include Light (P/U) Trucks & Passenger Cars