



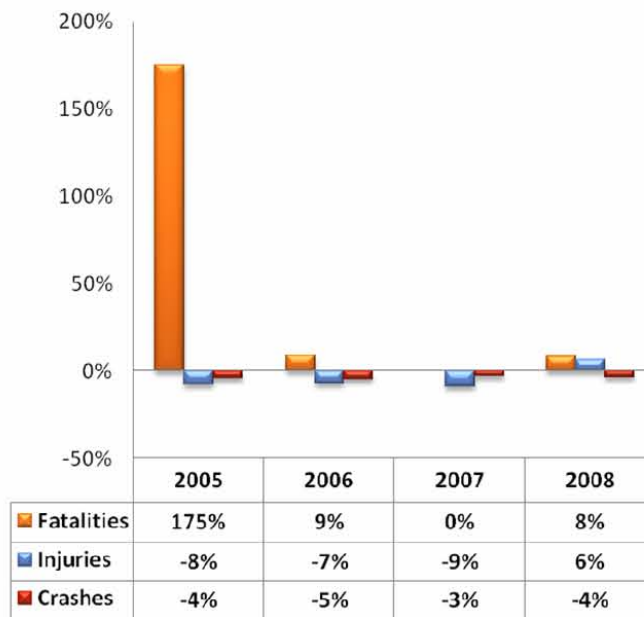
# GEORGIA

## TRAFFIC SAFETY FACTS

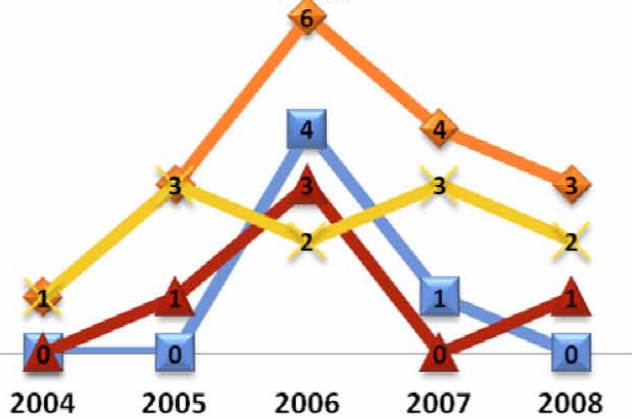
### Clarke County

TYPE	2004	2005	2006	2007	2008
Fatalities	4	11	12	12	13
Injuries	2031	1868	1734	1575	1676
Crashes	5603	5372	5110	4955	4766

Percent Change from Previous Year

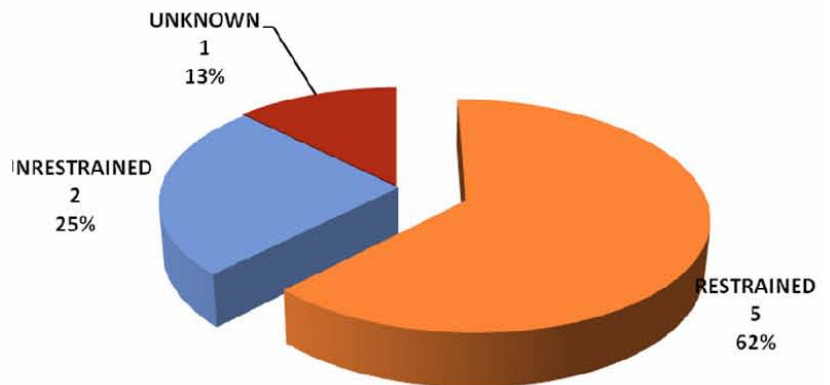


Fatality Types



- ◆ Alcohol-Impaired Driving (BAC=.08+) Fatalities
- Speeding Involved Crash Fatalities
- ▲ Motorcyclist Fatalities
- ✦ Pedestrian Fatalities

2008 Fatality by Restraint Use



Passenger Vehicles Include Light (P/U) Trucks & Passenger Cars