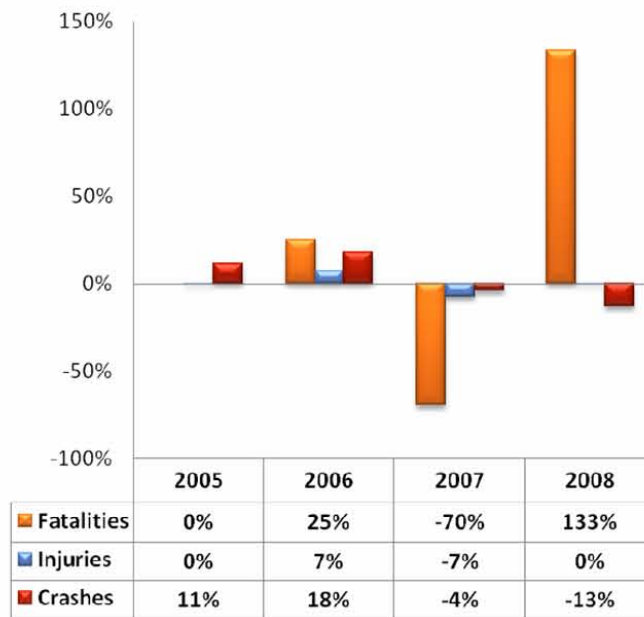


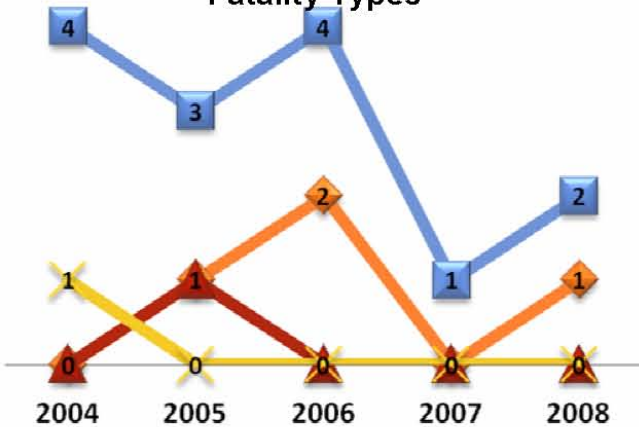
Chattooga County

TYPE	2004	2005	2006	2007	2008
Fatalities	8	8	10	3	7
Injuries	348	349	374	346	345
Crashes	442	491	580	556	482

Percent Change from Previous Year

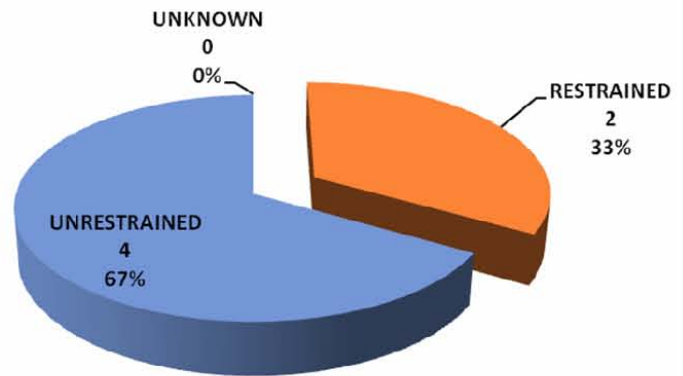


Fatality Types



- ◆ Alcohol-Impaired Driving (BAC=.08+) Fatalities
- Speeding Involved Crash Fatalities
- ▲ Motorcyclist Fatalities
- ✦ Pedestrian Fatalities

2008 Fatality by Restraint Use



Passenger Vehicles Include Light (P/U) Trucks & Passenger Cars