



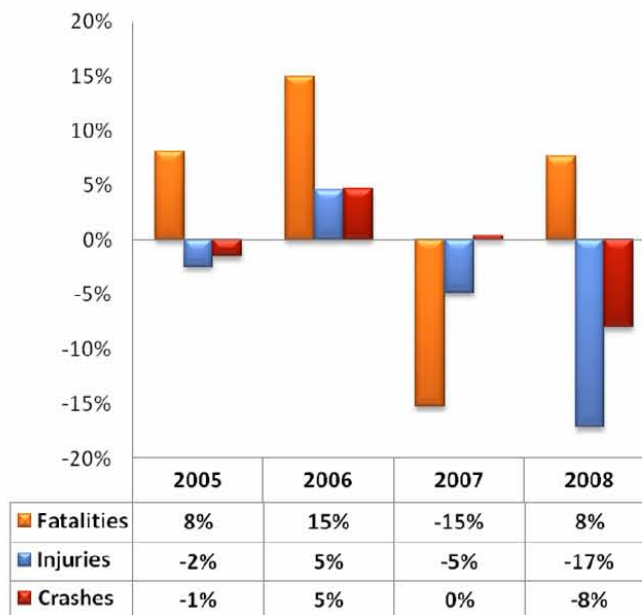
GEORGIA

TRAFFIC SAFETY FACTS

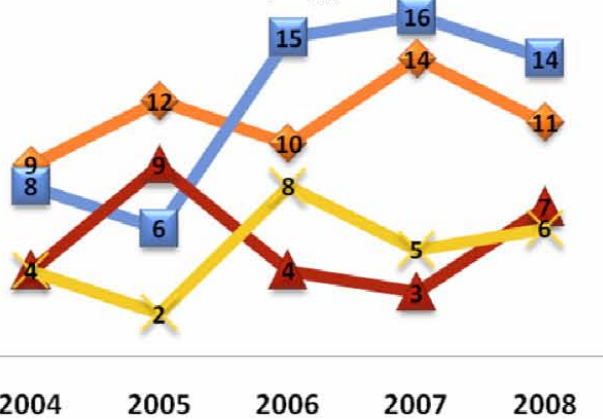
Chatham County

TYPE	2004	2005	2006	2007	2008
Fatalities	37	40	46	39	42
Injuries	5100	4974	5202	4949	4102
Crashes	13217	13021	13637	13695	12597

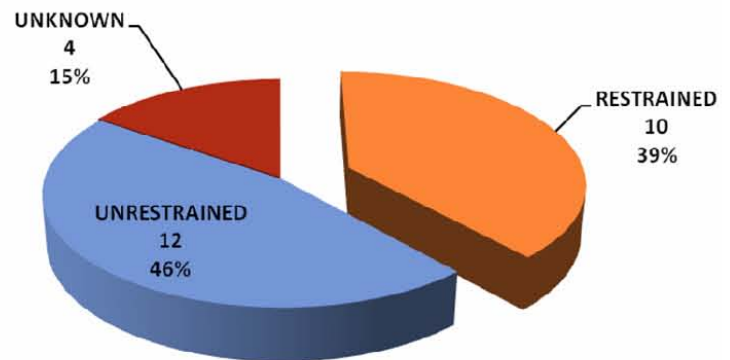
Percent Change from Previous Year



Fatality Types



2008 Fatality by Restraint Use



- ◆ Alcohol-Impaired Driving (BAC=.08+) Fatalities
- Speeding Involved Crash Fatalities
- ▲ Motorcyclist Fatalities
- ✦ Pedestrian Fatalities

Passenger Vehicles Include Light (P/U) Trucks & Passenger Cars